

THERMAL IMAGING CAMERA DEMO PROGRAM

THE ACTUAL THERMAL IMAGING CAMERA TRAINING PROGRAM CONTAINS NEARLY 100 SLIDES WITH FULL SLIDE ANIMATIONS AND TAKES THREE HOURS TO PRESENT WITH A THREE HOUR PRACTICAL EVOLUTION

THIS IS A SMALL SAMPLE OF THE PROGRAM

FOR MORE INFORMATION OR TO PURCHASE THIS COMPLETE TRAINING PROGRAM, CONTACT:

EMERGENCY TRAINING ASSOCIATES, LLC
AT: WWW.ETAEMERGENCYTRAINING.COM

THERMAL IMAGING CAMERA



Practices and Procedures



EMERGENCY TRAINING ASSOCIATES, LLC

PURPOSE



TO ESTABLISH THE
MOST EFFECTIVE
METHOD FOR
DEPLOYING THE
THERMAL IMAGING
CAMERA IN A WAY
THAT PROVIDES THE
MOST PROTECTION
FOR FIRE PERSONNEL

PURPOSE

FAMILIARIZE PERSONNEL IN:

- **OPERATIONS**
- **LIMITATIONS**
- **DEPLOYMENT**
- **CARE**
- **MAINTENANCE**

INTRODUCTION

THE CAMERA IS
DESIGNED TO
AUGMENT
YOUR
DEPARTMENT'S
PROCEDURES
FOR SEARCH
AND RESCUE



INTRODUCTION



**LACK OF
VISIBILITY IS
CAUSED BY THE
PRODUCTS OF
COMBUSTION
CREATING THE
SMOKE**

INTRODUCTION

SMOKE IS
COMPOSED OF
TOXIC FIRE
GASES AND
UNBURNED
FUEL
PARTICLES



INTRODUCTION

LIGHT WAVES
CANNOT
PENETRATE
THESE
PARTICLES



INTRODUCTION

THE CAMERA
DISPLAYS
TEMPERATURE
DIFFERENCES
BETWEEN OBJECTS
AND THEIR
SURROUNDINGS
IRRESPECTIVE OF
OVERALL AMBIENT
TEMPERATURE



SYSTEM COMPONENTS

- CARRYING CASE
- THERMAL IMAGER
- BATTERY CHARGER
- 2 RECHARGEABLE NIMH BATTERIES




FAMILIARIZATION

CARRYING
HANDLE AND
STRAP
CONNECTION

LENS

THERMAL
THROTTLE

ON/OFF
BUTTON



LCD
DISPLAY


BATTERY
COMPARTMENT

SLEEP BUTTON

TRANSMIT
BUTTON

DIRECT CHARGE
CONNECTION

FAMILIARIZATION



**BATTERY
COMPARTMENT**

OPERATING FEATURES

- CAMERA IRIS
- LENS
OPENING




IMAGE RECOGNITION

TEMPERATURE

IMAGE

HOTTER



LIGHTER



COOLER



DARKER



IMAGE RECOGNITION

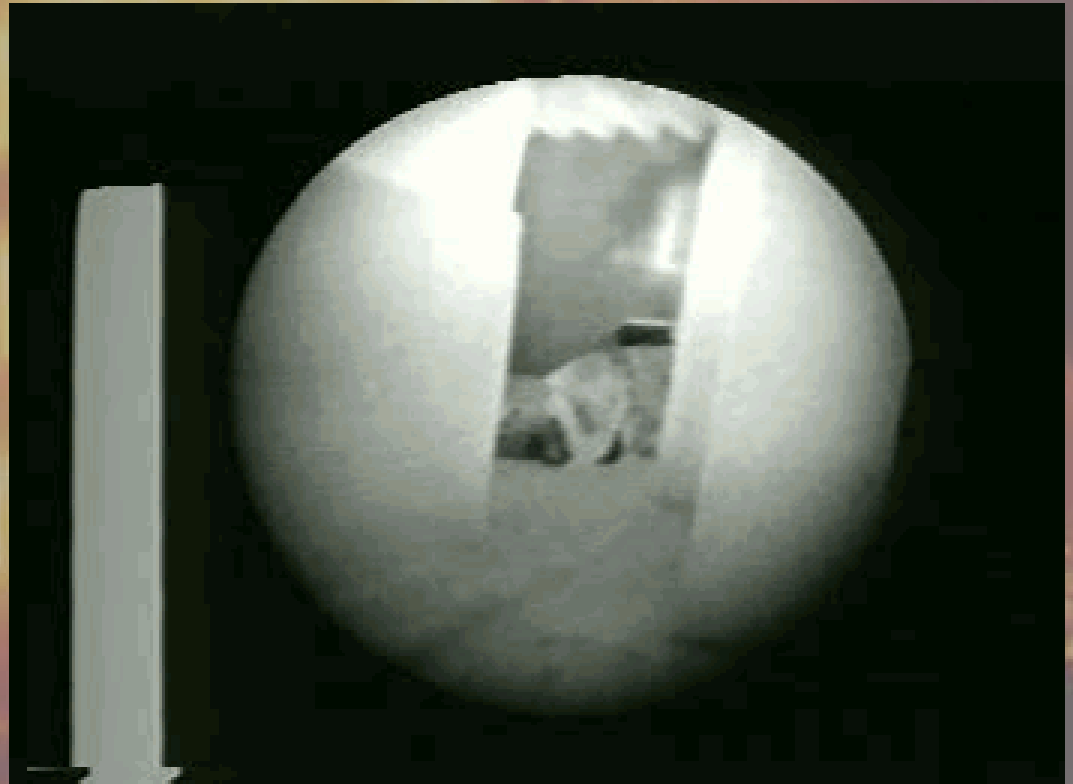
SCBA
CYLINDERS
WILL SHOW A
DARKER IMAGE
BECAUSE OF
THE
COMPRESSED
AIR



LIMITATIONS

**THE TIC CANNOT PENETRATE
CONSTRUCTION MATERIALS SUCH AS:**

- SHEETROCK
- PLASTER
- CONCRETE
- PLASTIC
- GLASS



LIMITATIONS

TWO DIMENSIONAL VIEW OF SMOKE FILLED ENVIRONMENT “DEPTH PERCEPTION IS LIMITED”



LIMITATIONS



CAUTION


**THE IMAGE SENSOR
WILL DETECT
REFLECTIONS
FROM GLASS,
MIRRORS,
POLISHED OR
PAINTED SURFACES**

**THE IMAGE MAY BE
FROM BEHIND**



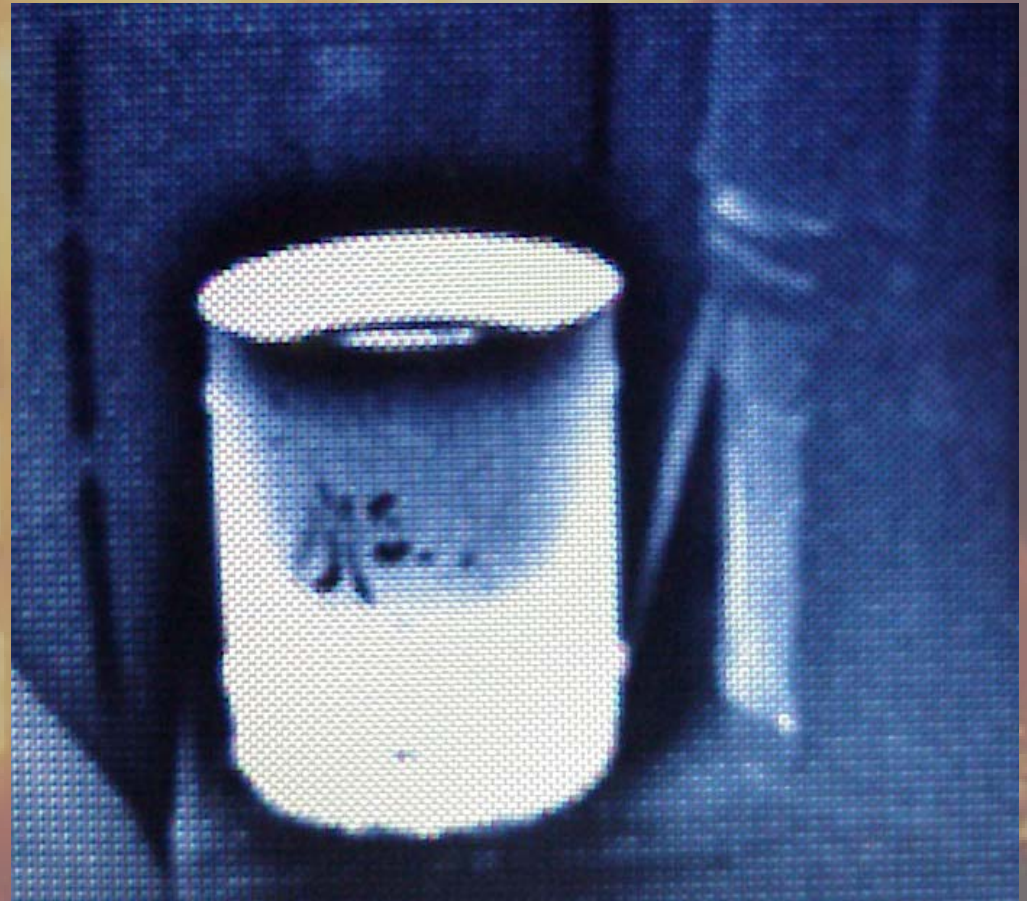
SEARCH & RESCUE - TIPS

**IDENTIFY
POTENTIAL
EXIT POINTS
SUCH AS
DOORS AND
WINDOWS**



HAZ MAT

THE CAMERA
CAN SHOW THE
AMOUNT OF
LIQUID
REMAINING IN
CONTAINERS
AND DRUMS BY
DETECTING
THE FROST
LINE



MAINTENANCE

REPAIRS ARE
TO BE
PERFORMED BY
AUTHORIZED
SERVICE
TECHNICIANS
ONLY



END OF DEMO

FOR MORE INFORMATION OR TO
PURCHASE THIS COMPLETE
TRAINING PROGRAM, CONTACT:

**EMERGENCY TRAINING ASSOCIATES,
LLC AT:
WWW.ETAEMERGENCYTRAINING.COM**